

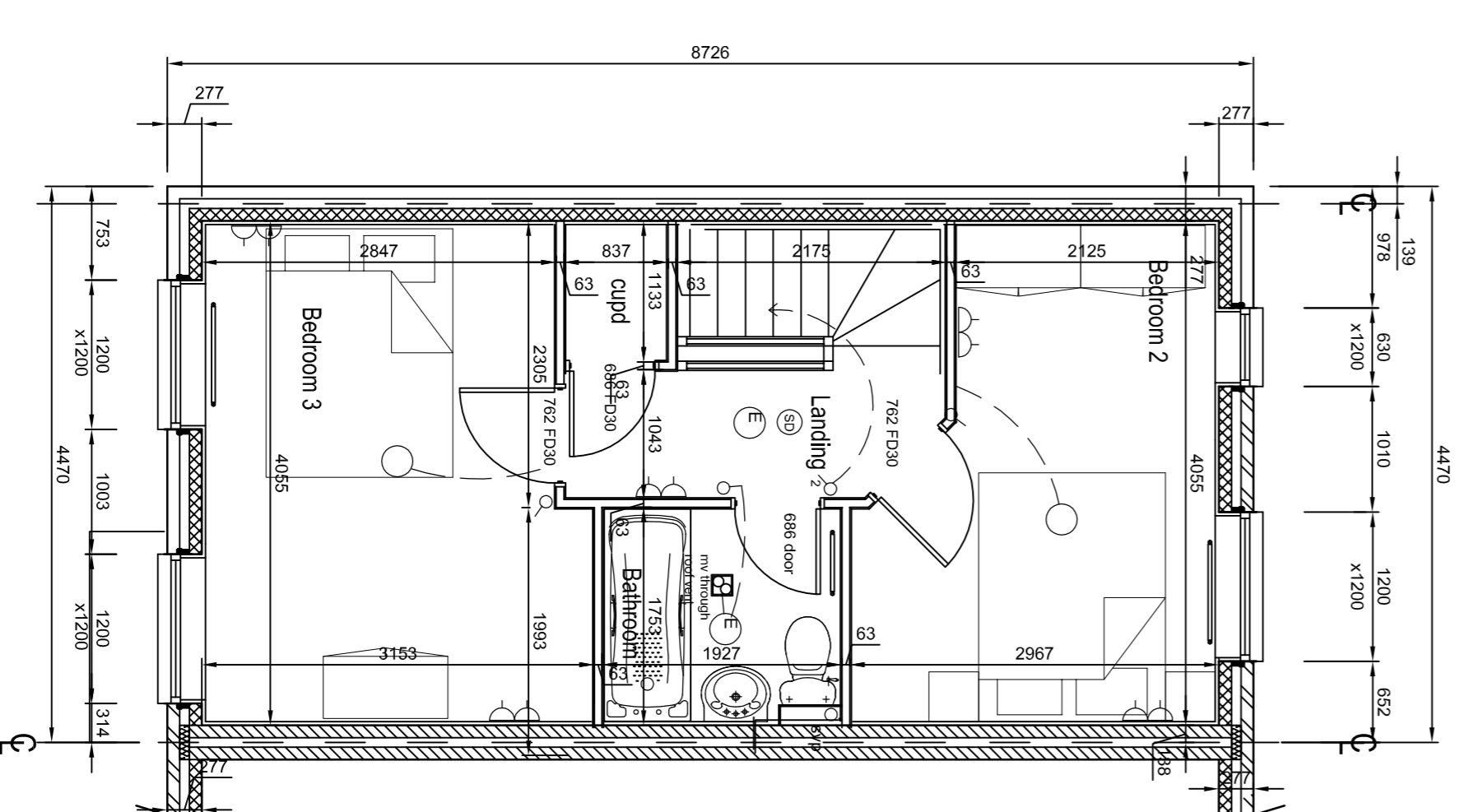
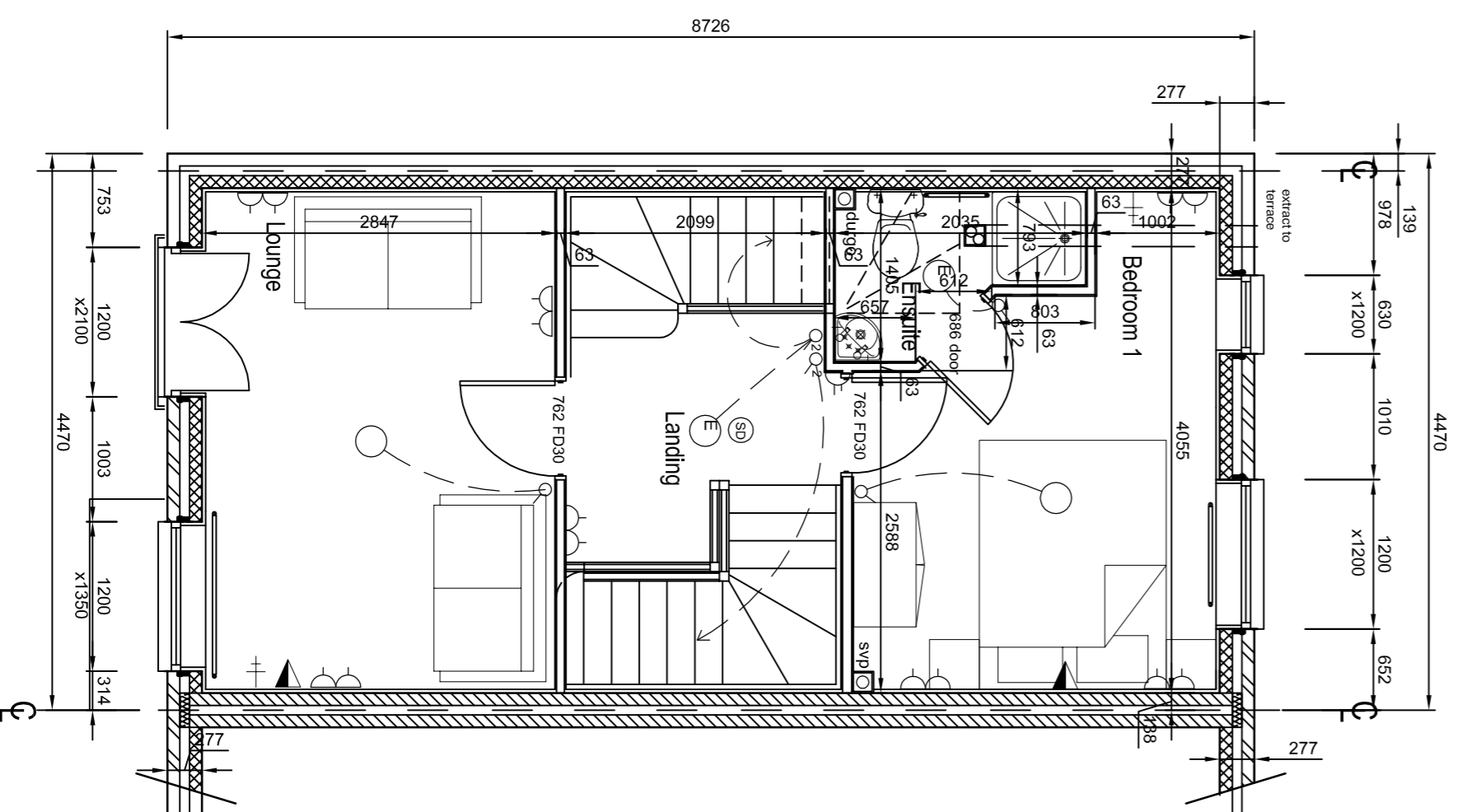
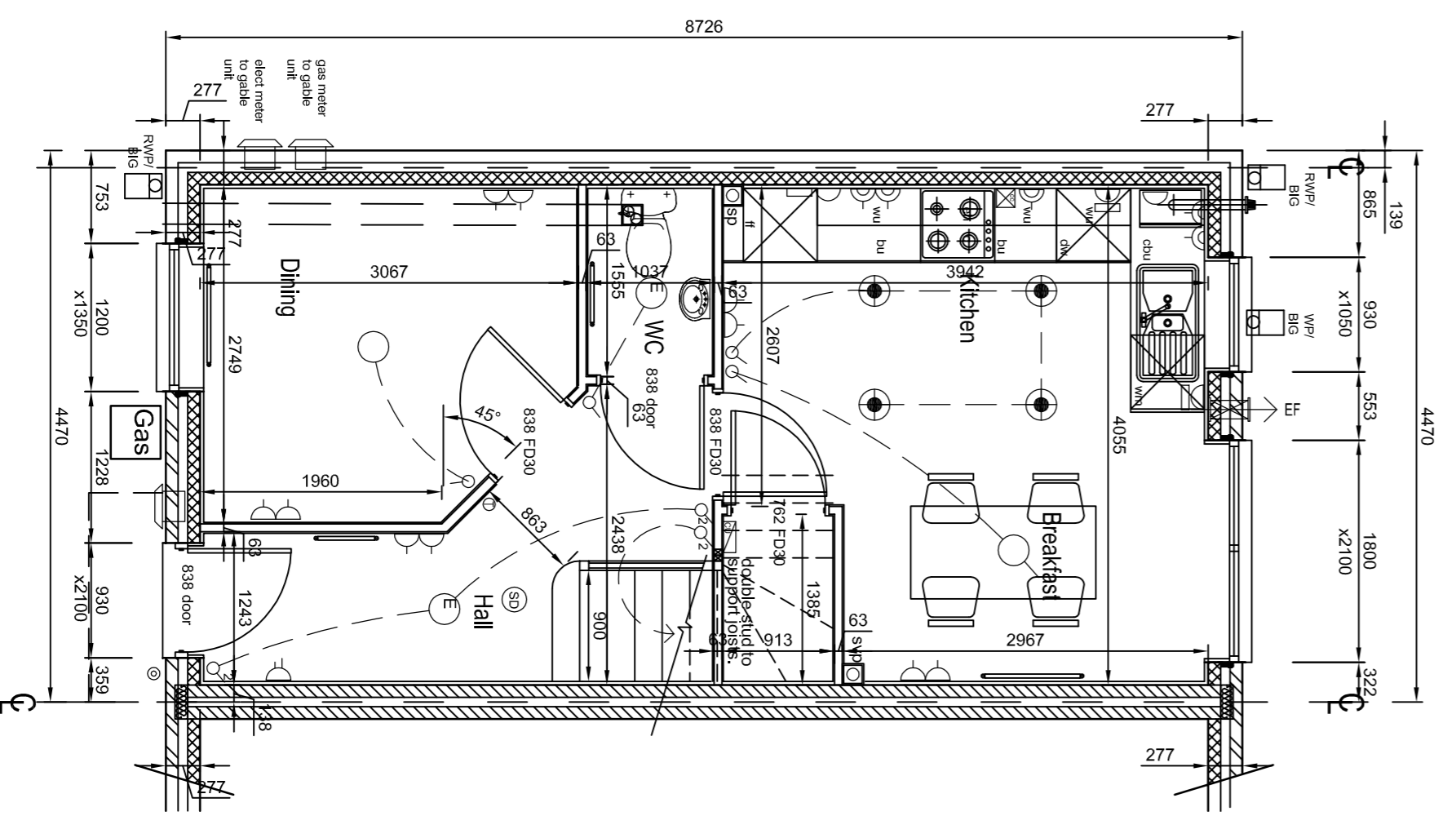
Front Elevation

* POSITION OF ANY HORIZONTAL MOVEMENT JOINTS TO BE SPECIFIED BY RENDER SPECIALIST IF REQUIRED.

Side Elevation

Rear Elevation

Section



Electrical Key

- ⊕ Thermostat
- ⊖ Bell push
- ⚡ Bellis Telecom lines
- ⊕ Lamp fixed overhead spur with unswitched socket @ low level
- ⊕ 2 Light switch (2 way)
- ⊕ Pull cord
- ⊕ Lamp socket outlet
- ⊕ Television aerial outlet
- ⊕ Heating zone control (depending on site spec)
- ⊕ Smoke detector
- ⊕ Double chime
- ⊕ Lamp fixed switched spur and main light
- ⊕ Energy efficient light fitting
- ⊕ EF Wall mounted extract fan
- ⊕ Telephone outlet
- ⊕ Consumer control unit
- ⊕ Shower point @ high level
- ⊕ Bathing light
- ⊕ Pendant light
- ⊕ Lamp socket outlet
- ⊕ Corner control switch with 13amp socket outlet @ high level
- ⊕ 13amp socket outlet @ high level
- ⊕ Ceiling mounted extract fan
- ⊕ Gas point depending on sales specification

REVISIONS	DATE	BY
DRAWN	CHECKED	DATE
SMC		Sept 2011
DWG No.	215/A/GREY/01	REV
SCALE	1:50	
TITLE	Development at :- VA Tech Greynriars Housetype Plans & Elevations	
PERSIMMON HOMES PERSIMMON HOMES NORTH EAST LTD PERSIMMON HOUSE CLASPER WAY SWALWELL NEWCASTLE UPON TYNE NE16 3BE		
TEl 0191 4890011 Fax 0191 4891211 WRITTEN DIMENSIONS TO BE TAKEN IN PREFERENCE TO SCALE. ALL DIMENSIONS TO BE CHECKED ON SITE AND ANY DISCREPANCIES REPORTED IMMEDIATELY.		